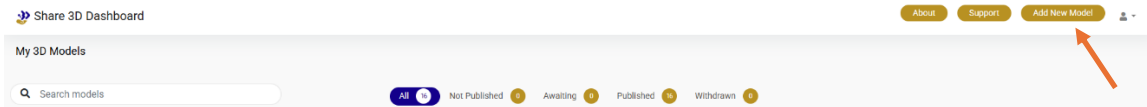
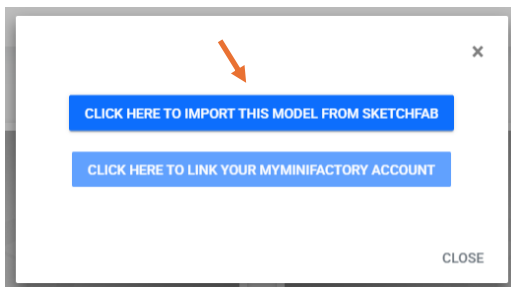


GUIDELINE FOR PUBLISHING ON CARARE

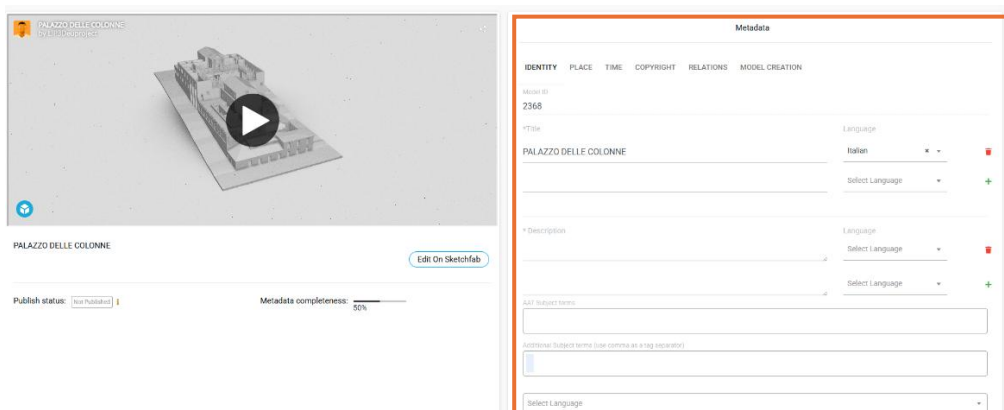
1. Visit the following link: <https://dashboard.share3d.eu/login.php>
2. Log in with these credentials:
Email: lip3deuproject2024@gmail.com
Password: Lip3Dproject#
3. Click in the upper right corner on: Add new model



4. Click on: **Click here to link your Sketchfab account**
5. Enter the credentials of the **Sketchfab** account
6. Select the model you want to upload and click on: **Click here to import this model from Sketchfab**

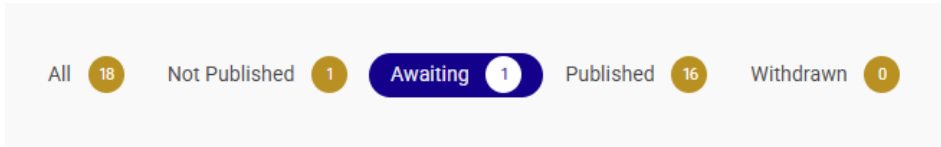


7. Return to the homepage
8. Select the model you just uploaded
9. Fill in the metadata fields



10. Once all fields have been filled in, click on: **Submit**

11. If everything was successful, the model will be found in the section: **Awaiting**



12. Once all the models have been uploaded, wait for the publication (they will appear in the Published section)

13. When the models are in the Published section, disconnect the Sketchfab account

14. Click on: **Add new model**

15. Click on: **Click here to link your Sketchfab account**

16. Click on: **Use another account**

